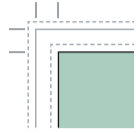
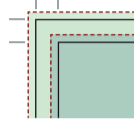


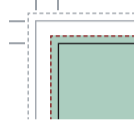
LEGENDE



Mappenformat 315 x 680 mm
292 - 7 - 82 - 7 - 292mm



Variante A: 355 x 720 mm
Mappenformat + 17 mm umlaufender Kanteneinschlag
+ 3 mm Beschnitt



Variante B: 319 x 684 mm
Mappenformat + 2 mm umlaufend



Für die Gestaltung des Druckbildes sind
die Mechaniknieten zu beachten.

