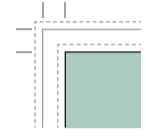
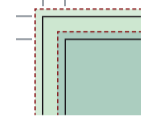


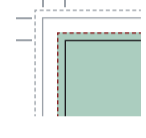
## LEGENDE



**Mappenformat 315 x 680 mm**  
292,5 - 7 - 81 - 7 - 292,5 mm



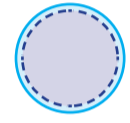
**Variante A: 355 x 720 mm**  
Mappenformat + 17 mm umlaufender Kanteneinschlag  
+ 3 mm Beschnitt



**Variante B: 319 x 684 mm**  
Mappenformat + 2 mm umlaufend



Für die Gestaltung des Druckbildes sind die Mechaniknieten zu beachten.



Griffloch

