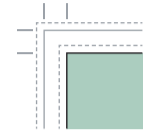
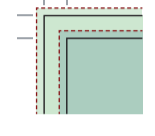


LEGENDE

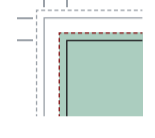


Mappenformat 315 x 640 mm



Variante A: 355 x 680 mm

Mappenformat + 17 mm umlaufender Kanteneinschlag
+ 3 mm Beschnitt

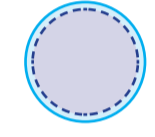


Variante B: 319 x 644 mm

Mappenformat + 2 mm umlaufend



Für die Gestaltung des Druckbildes sind
die Mechaniknieten zu beachten.



Griffloch



Radoöse

