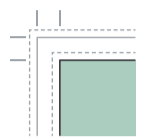
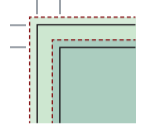


## LEGENDE

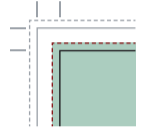


**Mappenformat 315 x 640 mm**



**Variante A: 355 x 680 mm**

Mappenformat + 17 mm umlaufender Kanteneinschlag  
+ 3 mm Beschnitt umlaufend

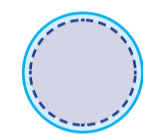


**Variante B: 319 x 644 mm**

Mappenformat + 2 mm umlaufend



Für die Gestaltung des Druckbildes sind die Mechaniknieten zu beachten.



**Griffloch**

