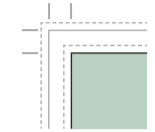
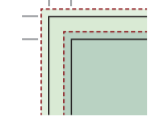


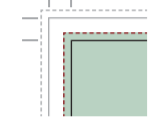
LEGENDE



Mappenformat 315 x 620 mm
271 - 7 - 64 - 7 - 271 mm



Variante A: 355 x 660 mm
Mappenformat + 17 mm umlaufender Kanteneinschlag
+ 3 mm Beschnitt



Variante B: 319 x 624 mm
Mappenformat + 2 mm umlaufend



Für die Gestaltung des Druckbildes sind die Mechaniknieten zu beachten.

