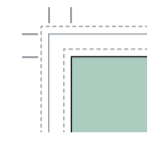
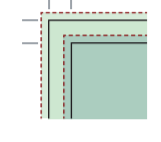


LEGENDE

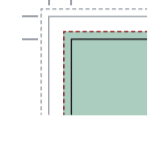


Mappenformat 315 x 620 mm



Variante A: 355 x 660 mm

Mappenformat + 17 mm umlaufender Kanteneinschlag
+ 3 mm Beschnitt umlaufend




Variante B: 319 x 624 mm

Mappenformat + 2 mm umlaufend



Für die Gestaltung des Druckbildes sind die Mechaniknieten zu beachten.



Griffloch

