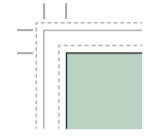
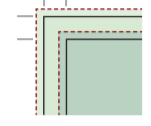


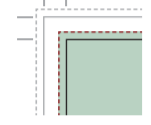
LEGENDE



Mappenformat 315 x 600 mm
264,5 - 7 - 57 - 7 - 264,5 mm



Variante A: 355 x 640 mm
Mappenformat + 17 mm umlaufender Kanteneinschlag
+ 3 mm Beschnitt



Variante B: 319 x 604 mm
Mappenformat + 2 mm umlaufend



Für die Gestaltung des Druckbildes sind
die Mechaniknieten zu beachten.

