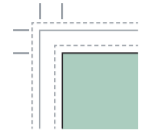
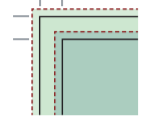


## LEGENDE

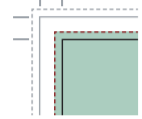


**Mappenformat 315 x 600 mm**



**Variante A: 355 x 640 mm**

Mappenformat + 17 mm umlaufender Kanteneinschlag  
+ 3 mm Beschnitt



**Variante B: 319 x 604 mm**

Mappenformat + 2 mm umlaufend



**Für die Gestaltung des Druckbildes sind die Mechaniknieten zu beachten.**

