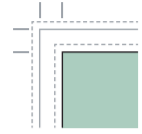
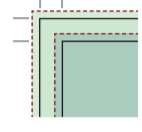


LEGENDE

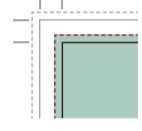


Mappenformat 315 x 560 mm



Variante A: 355 x 600 mm

Mappenformat + 17 mm umlaufender Kanteneinschlag
+ 3 mm Beschnitt



Variante B: 319 x 564 mm

Mappenformat + 2 mm umlaufend



**Für die Gestaltung des Druckbildes sind
die Mechaniknieten zu beachten.**

